



**VFL**  
Vismara Farbladen

**ERFURT**  
WÄNDE ZUM WOHLFÜHLEN

RAUHFASER-  
TAPETEN

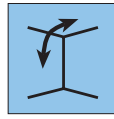
## Product Benefits



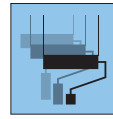
PVC-free



Fire-retardant



For walls and ceilings



Can be re-painted several times



Breathable



Easy to use



Evens out unevenness and hairline cracks


## How to use




**1.** Remove old wallpaper and paint. Smooth out rough base surfaces with plaster-based filler. Prime very absorbent base surfaces with solvent-free primer.



**2.** Combined tables and pasting machines are ideal for efficient pasting.



**3.** Paste all lengths at the same time and fold 2/3 to 1/3.



**4.** The soaking time is about 10 minutes.



**5.** Hang perpendicular, with the lengths butt jointed to each other. Use a wallpapering brush or rubber roller to press out bubbles and folds.



**6.** The cut in the corners is carried out with a pair of scissors. Alternatively tear the woodchip wallpaper along a wallpapering palette knife in the corners.



**7.** The wallpaper is not overlapped on outer corners, but the cut is exactly on the edge.



**8.** When dry, apply high-quality emulsion paint (EN 13300-compliant).



## Product Description

### ERFURT-Rauhfaser

20, 32, 40, 52, 70, 79, 80, Sprint

### Manufacturer

ERFURT & SOHN KG • Hugo-Erfurt-Straße 1  
42399 Wuppertal • GERMANY • www.erfurt.com

### Raw materials/Manufacture

ERFURT-Rauhfaser is a wallcovering which consists of several layers of paper, in which texture-forming wood fibres are incorporated.

All ERFURT-Rauhfaser types are manufactured using the same production processes and differ only in terms of the structure-forming wood fibres.

Only high-quality raw materials as well as specially selected recycling paper fibres and cellulose are used for production.

A cohesive textured surface is obtained through the uniform distribution of different wood fibers, depending on the type of Rauhfaser.

The water required for production is used repeatedly in the circular flow and is cleared and purified prior to return to nature.

### Product data

Rauhfaser 20, 32, 40, 52, 70, Sprint

- Roll dimensions: 33.50 m long x 0.53 m wide
- Carton content: 6 rolls

Rauhfaser 79, 80

- Roll dimensions: 17.00 m long x 0.53 m wide
- Carton content: 6 rolls

Rauhfaser 20, 32, 40, 52, 70

- Roll dimensions: 125.00 m long x 0.75 m wide
- Carton content: 1 roll

Rauhfaser 79

- Roll dimensions: 60.00 m long x 0.75 m wide
- Carton content: 1 roll

### Product features

- Its water vapour permeability as per DIN 52615 corresponds to a diffusion-equivalent air layer thickness of approx. 0.01 m.
- Fire rating „B-s1,d0“ according to EN 13501-1 corresponds to „B1“ (fire-retardant) according to DIN 4102-1
- The composite material is non-flammable on base surfaces, like plasterboard (EN A2-s1,d0).
- Conforms to EN 234 (Specification for wallcoverings for subsequent decoration).
- Free of PVC, solvents and plasticisers hazardous to health
- No addition of heavy metal compounds or formaldehyde
- Can be re-painted several times with commercially available paints
- Conserves resources
- Made of sustainable raw materials
- Suitable for allergy-sufferers

## Application/Handling

### Base surface

ERFURT-Rauhfaser can be used on all interior base surfaces suitable for wallpapering. Ensure that the base surface is dry, firm, even, absorbent, clean, smooth and sufficiently even for the intended wallcovering. Remove old wallpaper and loose paint. Smooth out rough base surfaces with plaster-based filler. Prime smooth plaster with diluted paste. Prime highly absorbent base surfaces with solvent-free primer or paste. Please read BFS data sheets nos. 7 and 16.

### Adhesive

**Henkel:** Solvite Ready to Roll, Delicate Wallcoverings Adhesive

**Pufas:** Glutolin S15, Glutolin 77, Glutolin K10, Decotric MC Spezial, Decotric GK, Decotric G20

### Adhesion

Cut the lengths to wall height plus a bit extra and paste the back evenly with the help of a pasting machine or by hand. Fold the individual lengths 2/3 to 1/3 with the edges together. This will prevent the wallpaper from drying out. Do not crease when folding.

Allow the paste to soak in for around 10 minutes and then apply the woodchip to your wall. Accurately position the lengths perpendicular and press into place with a wallpapering brush or rubber roller. Use scissors or a wallpapering palette knife to cut off excessive paper.

### Painting

Once dry, apply emulsion paint with minimum wet abrasion class 3 (as per EN 13300) to Rauhfaser.

Special effects and techniques are also possible if desired.

## Ingredients/Test results

ERFURT-Rauhfaser consists of paper fibres, of which approx. 50% are recycled fibres, cellulose, wood fibres and additives.

Dispose of painted ERFURT-Rauhfaser with normal household waste.

Its water vapour permeability as per DIN 52615 was certified by the ISEGA-Forschungs- und Untersuchungs-Gesellschaft mbH in Aschaffenburg, Germany.